

EXCLUSIVE

PIVOT DOORS



With over 8 years of experience, and more than 1.000 doors produced and installed, Projetta by Weiku is a pioneer in the manufacture of ACM (aluminum compoun) doors, taking its products to the four corners of the world.

The passion for designing and developing doors is a force that drives the search for new solutions, trends, technology, and design, placing the company ahead of the market.

The use of state-of-the-art and extremely precise equipment means that impeccable finishes are produced on doors that demand a high standard in every detail.

The exclusive sized doors manufactured by Projetta by Weiku have a double sealing system, ensuring total impermeability around the entire perimeter of the door. This is possible thanks to the use of Q-LON technology, an imported high-performance gasket.

Our mission

To expand the ACM door market to the four corners of the world.

Our vision

To always stay ahead, being a world reference in the aluminum doors market - presenting new products, variety of models, quality and technology.

Our values

Transparency, innovation, creativity and quality.

Passion for
developing
products with
technology
and high
standards in
every detail.

FELIPE XAVIER
Founder and Director of Projetta



PIVOT DOORS

PROJETTA

Our products are installed in several countries around the world.

South America

Argentina
Brazil
French Guiana
Suriname

Central America

Aruba
Costa Rica
Haiti
Jamaica
Puerto Rico
Dominican Republic

North America

Canada
USA
Mexico

South Asia

Pakistan

Middle East

Bahrain
United Arab Emirates
Jordan
Kuwait
Lebanon
Oman
Qatar

Europe

Germany
Belgium
France
Netherlands
North Macedonia
Switzerland

África

Ghana
Senegal
Sierra Leone

Austrália & Oceania

Australia

ARND E. KILIAN
Weiku Founder and Director

RESISTANCE, LIGHTNESS AND PRACTICALITY



YOUR --- EXCLUSIVE DOOR

Models of doors

- With external handles (see page 10).
- With pocket handles (see page 13).
- Special models



Standard items of your door

- Semi-Gloss colors (please see page 27).
- Metallized colors (please see page 28).
- 100% aluminum door leaf structure.
- 3/16" (4mm) thick ACM sheet (inner and outer) with PVDF Topcoat 70% and 0.01" (0.3mm) aluminum foil (interior and exterior). Further information about ACM (please see page 26).
- Jamb with casing system to hide the wall imperfections (please see page 9 for more details).
- Pivot in stainless steel (AISI 304) with ball and bearings for loads up to 2200 pounds (1000 KG).
- Double auto-seal (eliminates the gap in between the head jamb and the door leaf, as well in between the finish floor and the door leaf).
- Q-LON seal (eliminates the gap in between side jambs and the door leaf).
- Security lock with up to 24 locking points (qty will depend on the door height).
- A set of 3 computer encoding keys.
- 60" (1500 mm) long stainless steel handle, available on Black, Polished or Brushed finishes.

Add on accessories (price upon request)

- Handle length increase up to 197" (5000 mm).
- Digital lock (Smart Lock).
- Spy hole viewer.
- Soft close pivot mechanism (Fritsjurgens).

Available Colors (price upon request)

- Solid colors
- Wooden / Special colors

PIVOT DOORS

Getting to know the product and its advantages

Used in Brazil for over 20 years, the doors with a pivot system are ideal to be installed at the entrance of houses or apartments - adding aesthetics and elegance to any type of design. In this system, a part of the door is projected to the exterior and another to the interior, which allows the choice of larger sizes, with a modern and bold design.

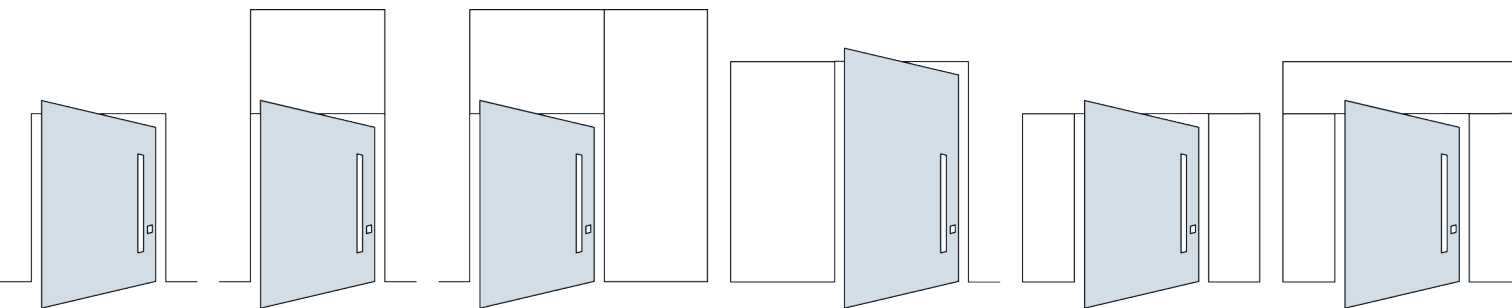
One of the great advantages of pivot doors is that all its weight is on the lower pivot, eliminating the weight limits from a traditional hinged door system. In addition to its elegant axle system, the pivot system is built into the door frame and floor and attached to the bottom and top of the door leaf, hiding the hardware and providing a modern look, different from the traditional system where the hinges are visible.

Pivot doors are also easier to install compared to traditional doors, because only 2 support pivots are necessary for the door's perfect fit. The higher your door is, the greater is the feeling of space given to the environment.

The internal structure of the doors are in aluminum which is light and resistant. The accessories are manufactured in stainless steel (AISI 304) (screws, pivoting system and locks) making the doors weather resistance.

What are the main benefits?

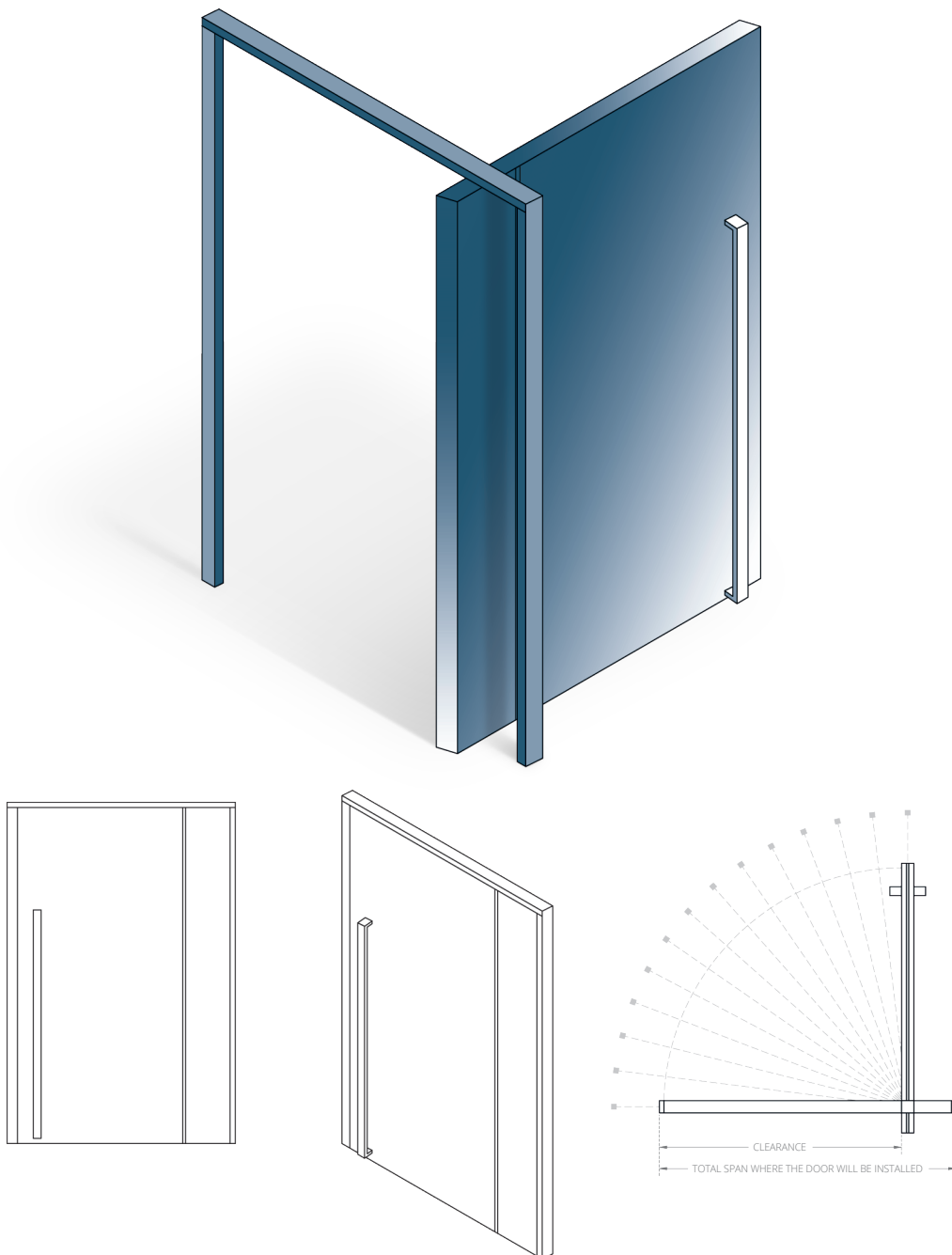
- Light weight materials allowing oversized doors to be made.
- Door perimeter is fully sealed, increasing the thermal and acoustic room interior comfort.
- High weather resistance.
- 5 years warranty from manufacturing defects.
- Low maintenance.
- Modern design.
- Accessories made of stainless steel (AISI 304).
- High technology and durability.
- The materials used on the door fabrication are 99% recyclable.



PIVOT SYSTEM

Functioning characteristics

In the pivoting system, the door leaf rotates around a vertical axis (the pivot) instead of hinges like on the (traditional system). The pins are fastened below the door leaf and the finish floor and above the door leaf and the head jamb, ensuring greater lightness and flexibility to the door.



NOTE: Please check the clearance according to the total span where the door will be installed.

OUR EXTREMES

Product sizes



Doors **ULTRA DOOR**

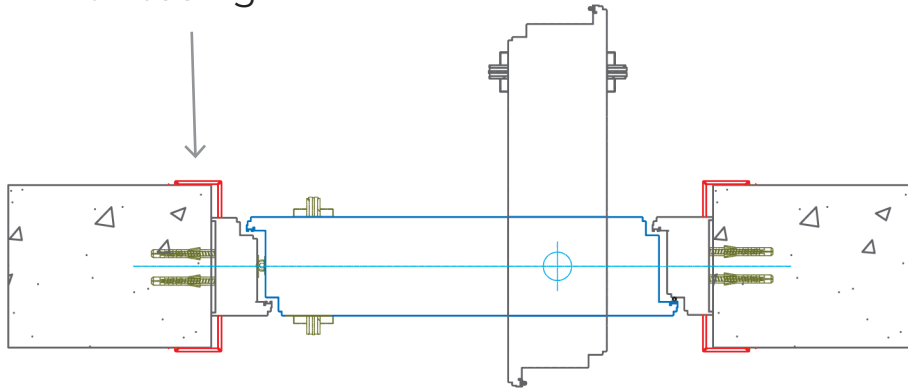
The maximum measurement of 70" (1800mm) x 157" (4000mm) of opening may be reached on a single leaf. ULTRA Doors reach a maximum thickness of 4" (100mm) and their pivot system supports up to 550 pounds (250kg).

Doors **XL DOOR**

The maximum measurement of 137" (3500mm) x 275" (7000mm) of opening may be reached on a single leaf. XL Doors reach a maximum thickness of 4 3/4" (120mm) and their pivot system supports up to 2200 pounds (1000kg).

SYSTEM WITH CASING

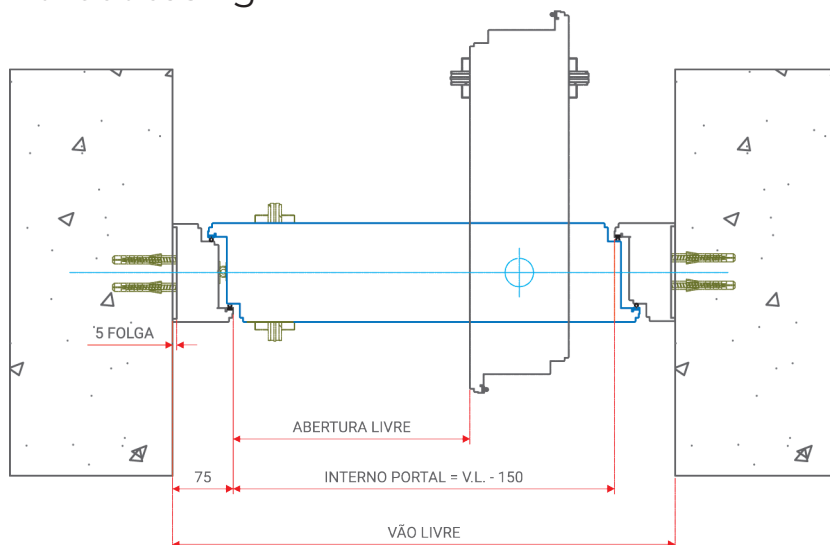
System with casing



For the installation of the system with casing (highlighted in red on the above drawing), a space is required to glue it to the opening. The main features are below:

- It only can be installed without seams, which limits the height to 197" (5000mm).
- The standard casing is 3" (80mm) wide.
- Exclusive system with adjustment, where any wall imperfection is corrected, eliminating the use of silicone in the installation.

System without casing




According to the drawing above, the wall doesn't permit the installation of a casing.

To eliminate the gap between door frame and wall, an ACM tape (in the same color as the door) is installed, as well the use of silicone in the installation.


AVAILABLE MODELS




01 (hidden handle)




02 (hidden handle)




03 (hidden handle)



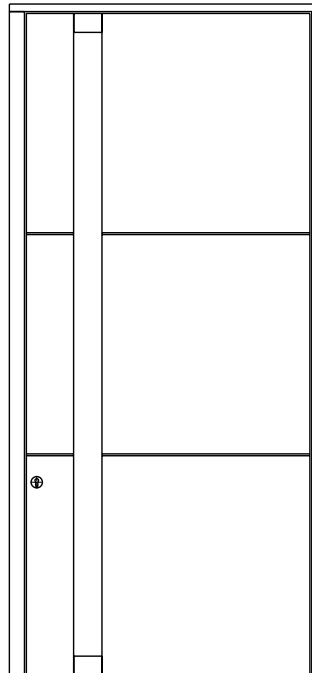
04 (hidden handle)



05 (hidden handle)



06 (hidden handle)

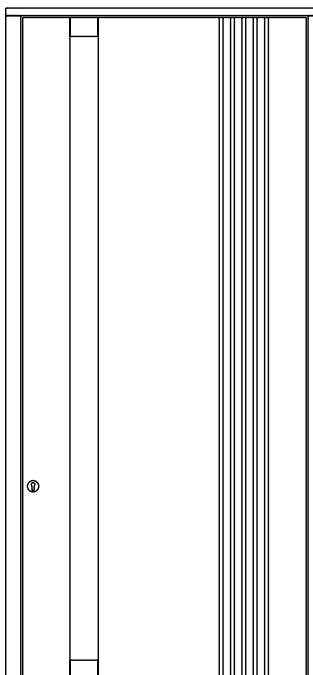


NOTE: Pay attention to the height and width limits of the boards. Dimensions: 1500 x 5000 mm.
External handle in 304 stainless steel, price on request.


AVAILABLE MODELS




07 (hidden handle)



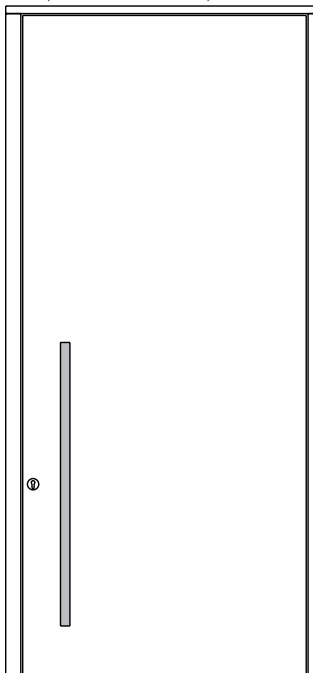
08 (hidden handle) *



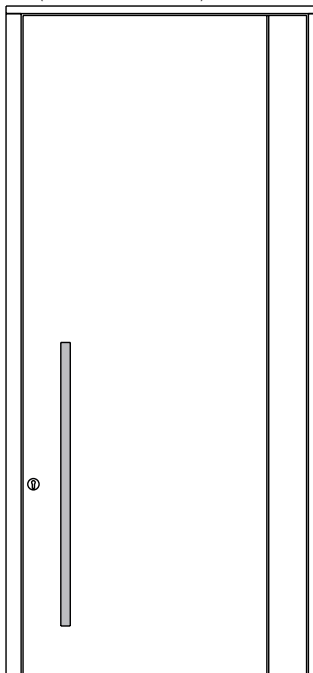
09 (hidden handle)



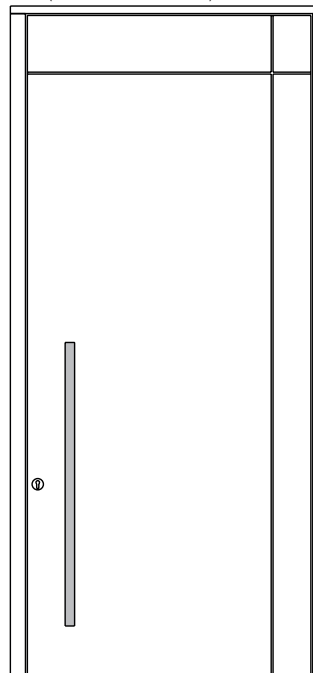
10 (external handle)



11 (external handle)



12 (external handle)

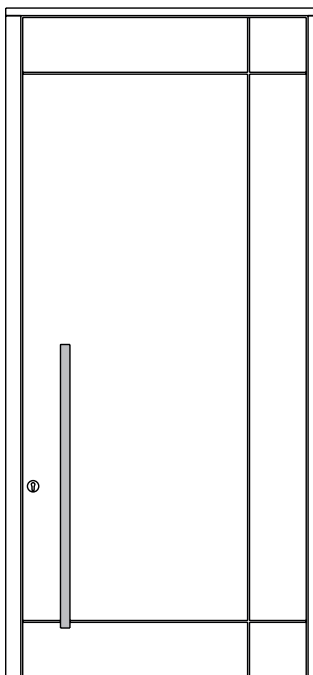


* Special prices

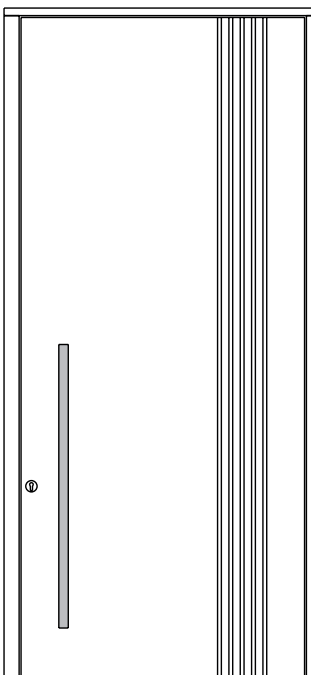
AVAILABLE MODELS



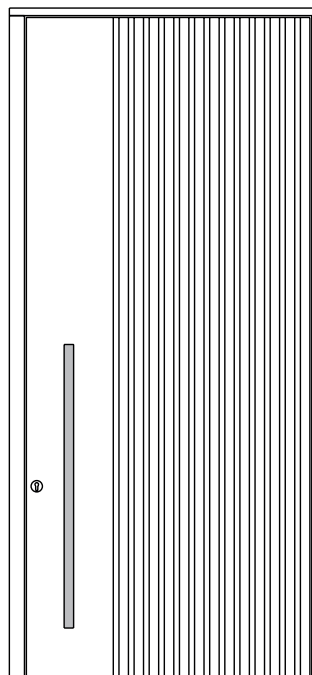
13 (external handle)



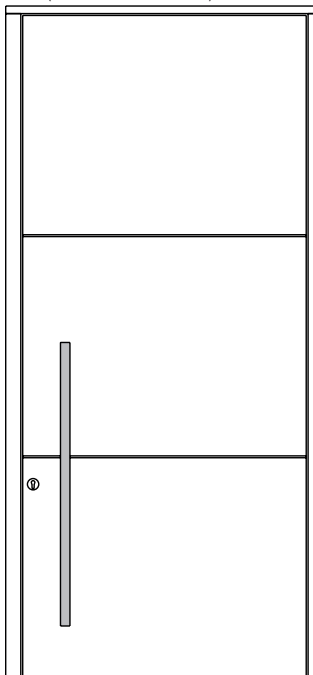
14 (external handle)



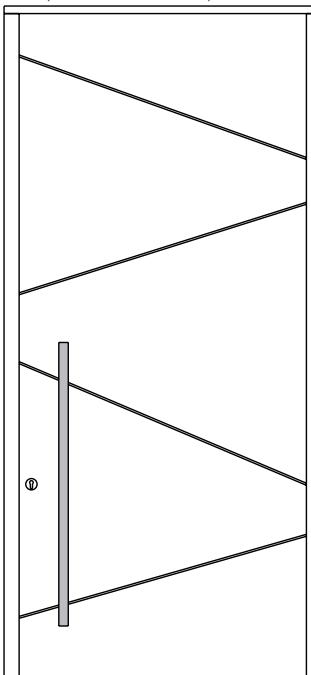
15 (external handle) *



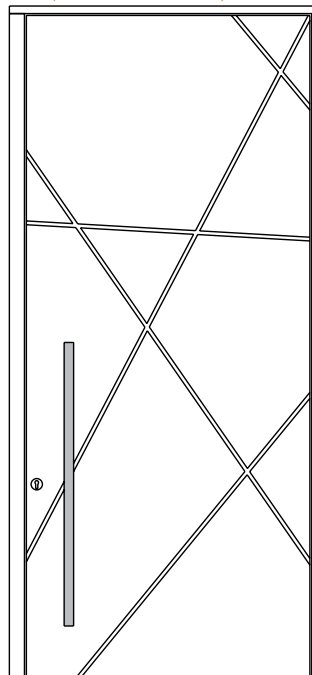
16 (external handle)



17 (external handle)



18 (external handle) *

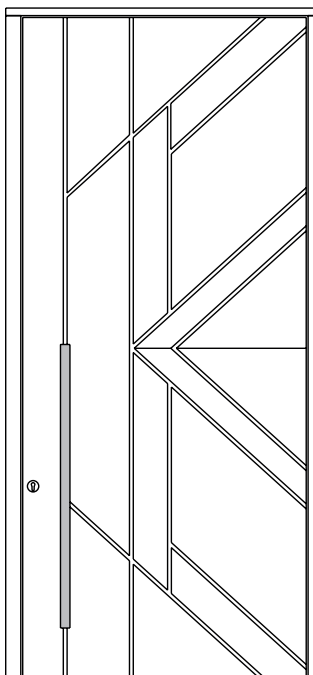


* Special prices

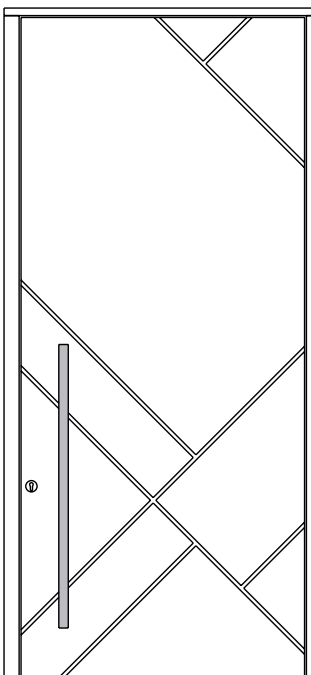
AVAILABLE MODELS



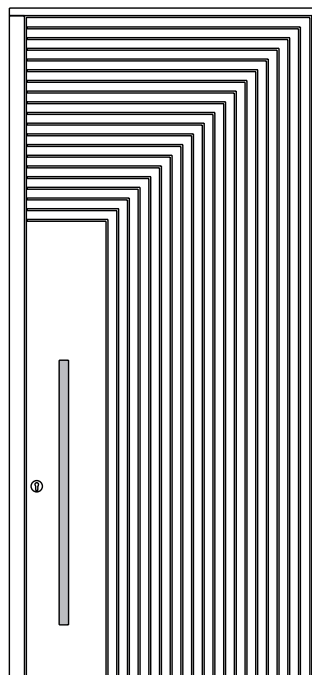
19 (external handle) *



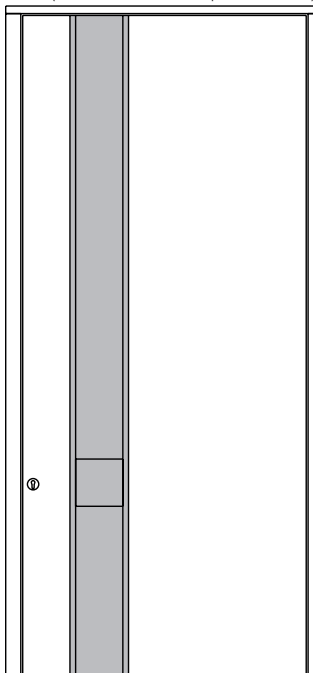
20 (external handle) *




21 (external handle) *



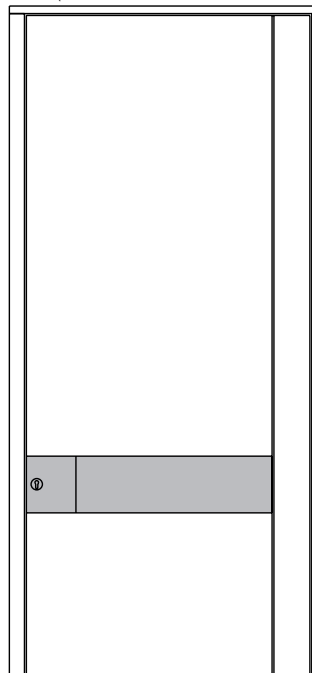
22 (hidden handle premium)



23 (external handle) *



24 (horizontal hidden handle)



* Special prices

BESPOKE AND PERSONALIZED



DURABILITY AND VARIETY OF COLORS






Your home's
business card.











Doors with
the size your
design deserves.











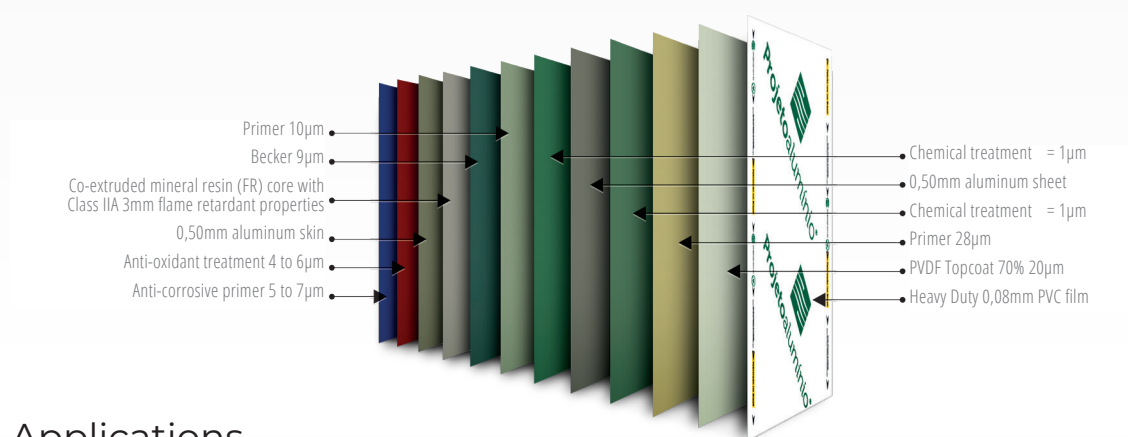


THE FINISH COATING OF YOUR DOOR

MEET THE ACM

What is ACM

Aluminum Composite Material is a painted aluminum board, composed of two aluminum sheets with a low density polyethylene thermoplastic core. It uses a sophisticated gluing process, which involves several adhesives at high temperatures. The painted surface of the aluminum sheet is coated with PVDF KYNAR 500 (70%) or polyester base. The result is a product with excellent uniformity, strength, and beauty, used for covering facades, pillars, canopies, totems, logos and much more.



Applications

ACM has several applications. It is a material with great aesthetic appeal and easy handling, it allows the designer freely use their creativity. Below are some application examples:

- Exterior building facades, columns, beams and signs as well interior ceilings, partitions, displays, kiosks and many more.

Vantagens

ACM sheets are sold in a wide variety of colors and textures. They provide unparalleled beauty, high durability, quick installation, ease of handling and cleaning.

- Low weight reducing its structural load.
- Possibility of manufacturing special colors or measures, upon minimum batch.
- Possibility of manufacturing with flame resistant mineral core (Class II-A).
- Flat surface guarantee, even in larger dimensions.
- Stiffness with excellent weight/strength ratio.
- They may be bent or curved using suitable tools.
- Paints with varied resins, which ensure strength and durability.
- Stability with better thermal and acoustic performance.

Warranty period

Aluminum composite panels are guaranteed to be painted for a period of 15 (fifteen) years when KYNAR resin is used.

COLOR SAMPLES

SOLID / SEMI-GLOSS



NOTE: Some Proietta color options may be similar to Weiku do Brasil profiles. Color samples may vary depending on the characteristics of the fabric or graphic printing.

COLOR SAMPLES

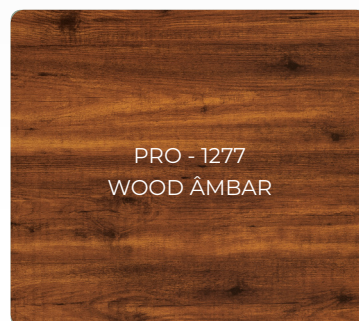
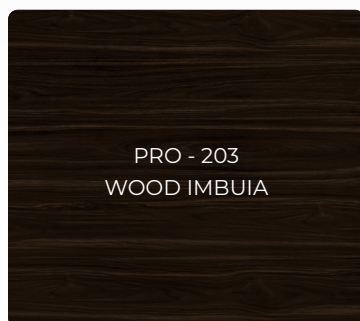
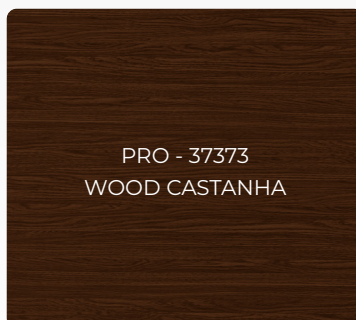
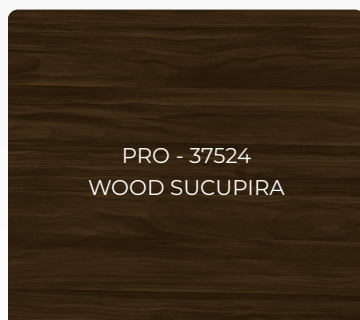
METALLIC



NOTE: Some Proietta color options may be similar to Weiku do Brasil profiles. Color samples may vary depending on the characteristics of the fabric or graphic printing.

COLOR SAMPLES

WOODEN



NOTE: Some Projetta color options may be similar to Weiku do Brasil profiles. Color samples may vary depending on the characteristics of the fabric or graphic printing.

SPECIAL



NOTE: Some Projetta color options may be similar to Weiku do Brasil profiles. Color samples may vary depending on the characteristics of the fabric or graphic printing.






SPECIAL COATINGS

CORSTONE

Infinite Possibilities

Corstone is a coating that meets all the technical and aesthetic requirements for application in commercial and residential projects. It delivers maximum structural stability and great energy efficiency, providing pleasant environments internally and a powerful and unique look externally.

Made from a variety of films and polymers, the coating becomes a safety glass with ultraviolet protection. This process does not harm the environment and avoids the extraction of stones from nature.



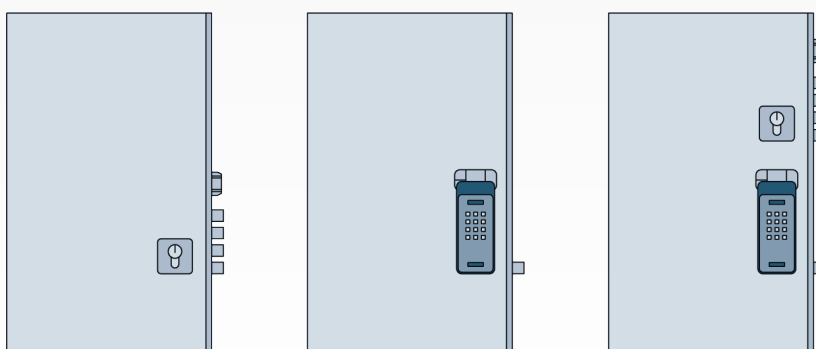


ACCESSORIES

LOCKS

Models available

From the simplest to multipoint models with 24-pin lock. Digital locks may be installed, opening by code, card or fingerprint.



Digital locks

PHILIPS EASYKEY ALPHA



PHILIPS EASYKEY 9300



PHILIPS ALPHA VP-5




NOTE: We do not offer a guarantee on any digital lock, whether purchased by the customer or not. Only central locking locks can be used on our doors. If you have any questions, please contact us.

ACCESSORIES

LOCKS

KESO Multipoint

Safety is very important to our customers. For this reason, we offer KESO multipoint locks from 4 to 24 points - with computerized encoding keys. The strikes and deadbolts are made of stainless steel (AISI 304) with Swiss technology, bringing much more security.



ACCESSORIES

HANDLES

Made of stainless steel (AISI 304)

- Metalon handles 2" (50mm) wide x 1 1/4" (30mm) deep.
- Available finishes: Black / Polished / Brushed.
- Available measures:
60" (1500mm) standard /
78" (2000mm) / 118" (3000mm) /
157" (4000mm) / 197" (5000mm).

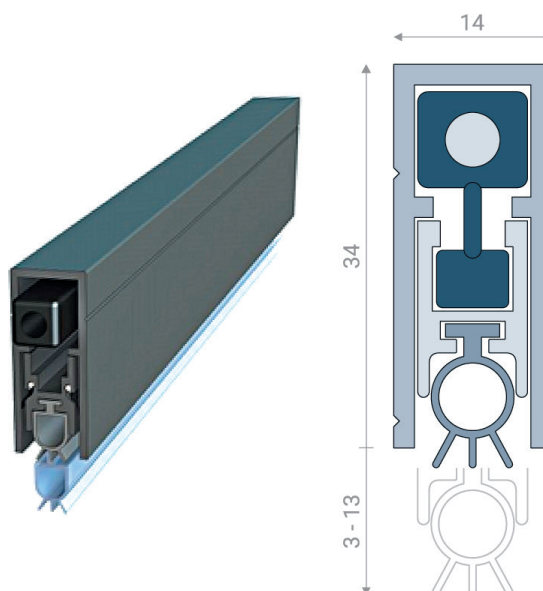


ACCESSORIES

SEALS

Door Seals

For a more efficient sealing, we use an automatic system at the bottom and top of the door leaf that is activated when the door closes. This system prevents dust, water and insects from coming in.



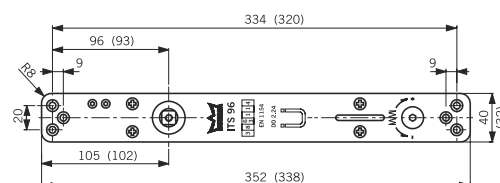
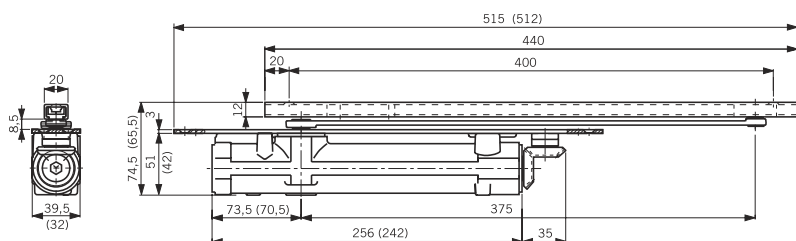
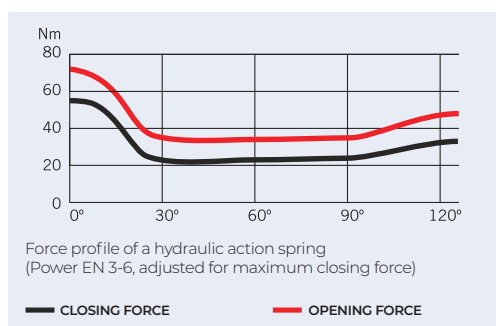

Q-LON

Our door leaf and doorstop contain an exclusive profile designed to receive the Q-LON, a high performance gasket system, imported directly from Europe and widely used in frames that required thermal, acoustic and excellent tightness solutions.

Main features and advantages:

- Materials with low conductivity properties for high energy savings.
- PE coating resistant to contamination.
- Highly elastic PU foam with good recovery in all temperature ranges.
- Excellent thermal and acoustic performance.
- With rigid insert for easy adjustment and stability.
- Wide range of colors.

The spring body and sliding rail are so compact that they can be installed in such a way as to remain completely hidden in the doors and jambs.







projettaaluminio.com



projettaaluminio



NOTE: Technical data subject to change without prior notice. Copyright reserved. Images for illustrative purposes only.

MATRIZ UBERLÂNDIA - MG (Parque Fabril)
(34) 3238-6491
Avenida dos Siquierolis, 51
Bairro Nossa Senhora das Graças
CEP 38401-708

POMERODE - SC
(47) 3387-7500 - 0800 645 2644
Rua Hermann Koch, 261
Bairro Testo Central
CEP 89107-000

CAMPINAS - SP
(19) 3234-2777
Rua Fernando Baron, 475
Bairro Recanto Fortuna
CEP 13082-573

WEIKU.COM.BR | 0800 645 2644



weikudobrasil

Your PROJETTA by WEIKU expert: